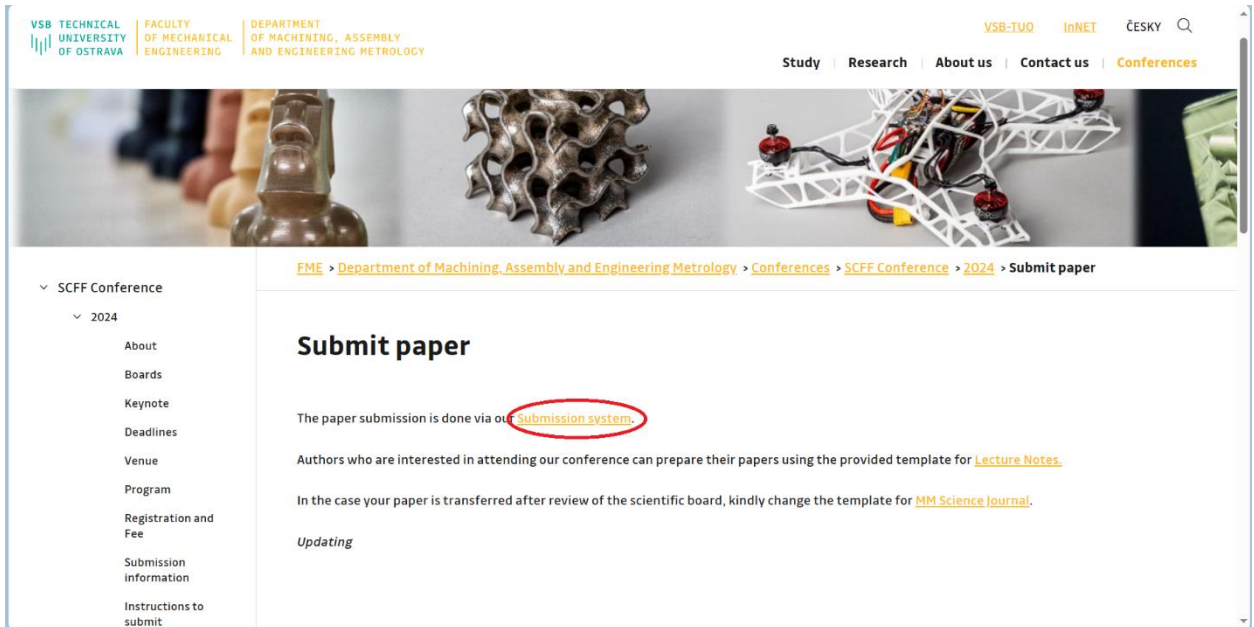
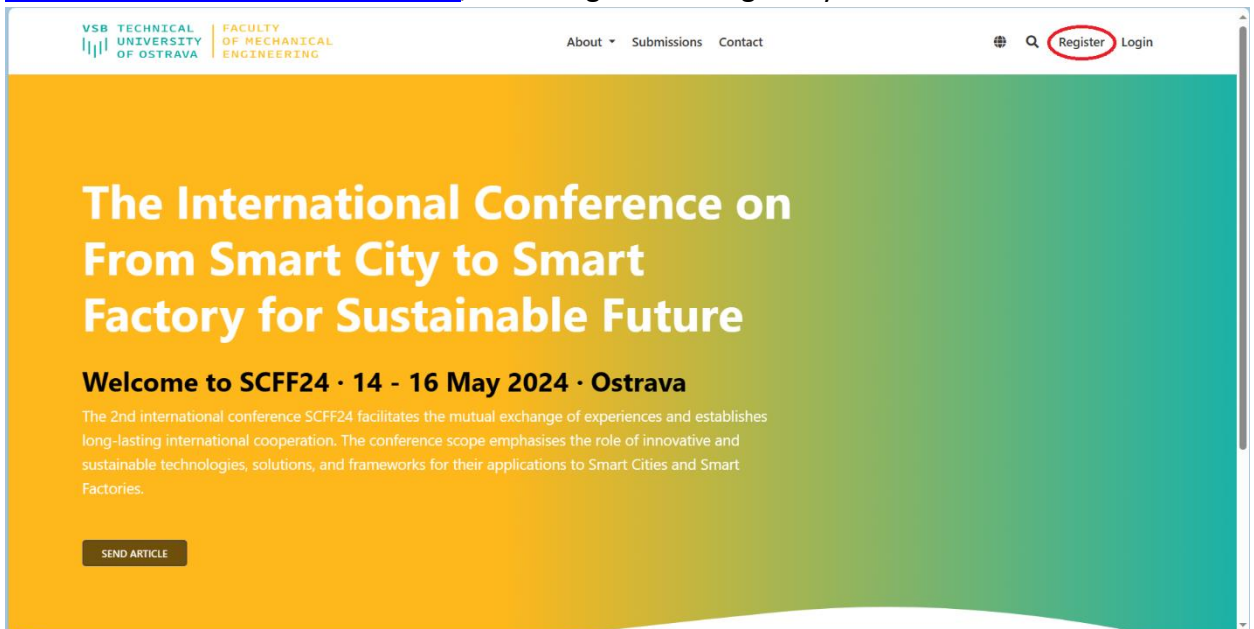


# Instruction to submit

1. Access the conference website [Conference SCFF24 - Fakulta strojní - VŠB-TUO \(vsb.cz\)](https://www.vsb.cz).
2. Navigate to the “Submit paper” and click the button “Submission system” section.



3. In our website for submission [The International Conference on From Smart City to Smart Factory for Sustainable Future \(vsb.cz\)](https://www.vsb.cz), click “Register” to register your account.



4. In the registration page, fill in your information.

Home / Register

## Register

Given Name

Family Name

Affiliation

Country

Email address

Username

**i** The username must contain only lowercase letters, numbers, and hyphens/underscores.

5. If you would like to be our reviewer, you can check the third box. Otherwise, first two boxes are sufficient.

**i** The username must contain only lowercase letters, numbers, and hyphens/underscores.

Password

**i** The password must be at least 6 characters.

Repeat password

Yes, I agree to have my data collected and stored according to the [privacy statement](#).

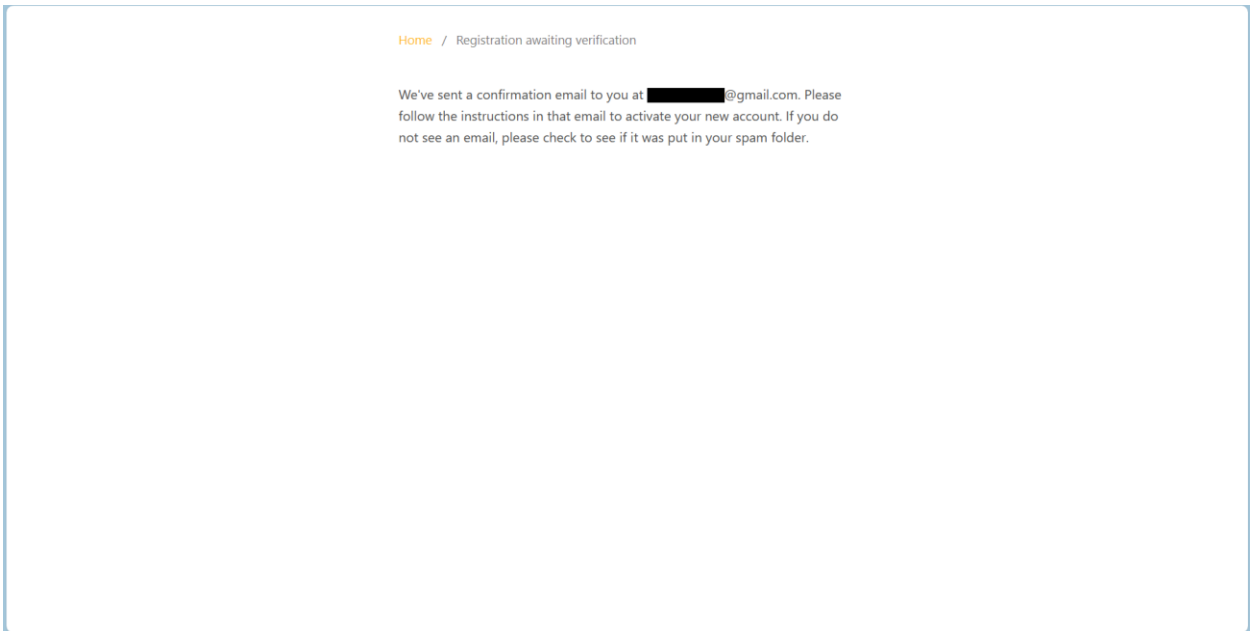
Yes, I would like to be notified of new publications and announcements.

Yes, I would like to be contacted with requests to review submissions to this journal.

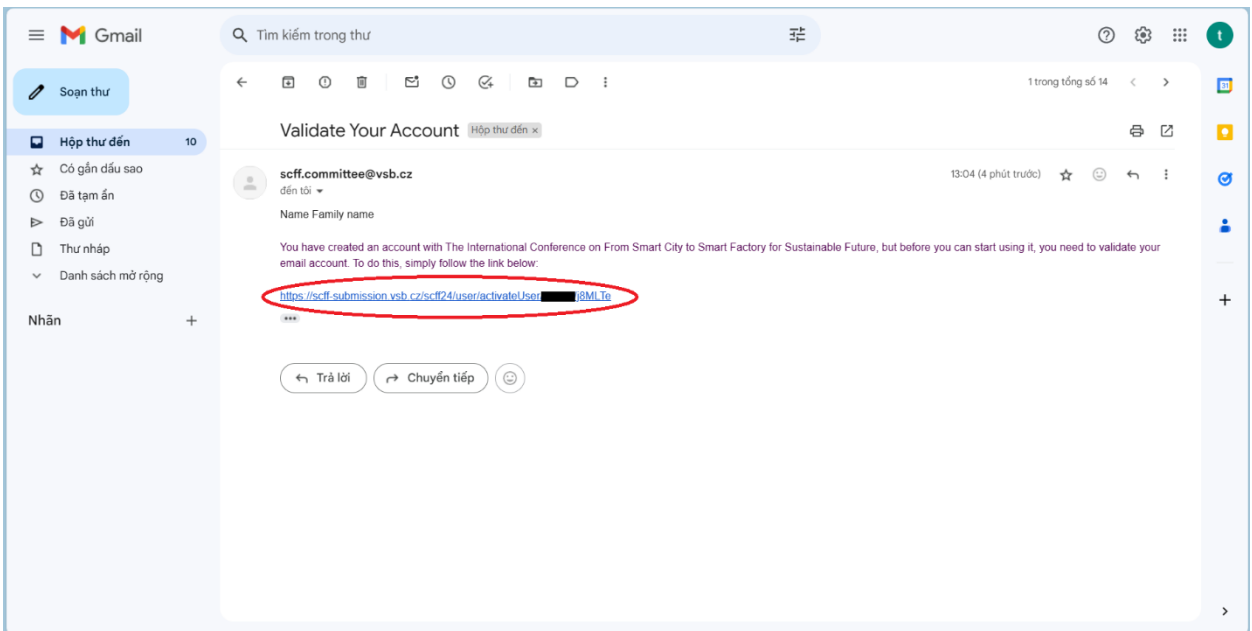
**REGISTER**

**LOGIN**

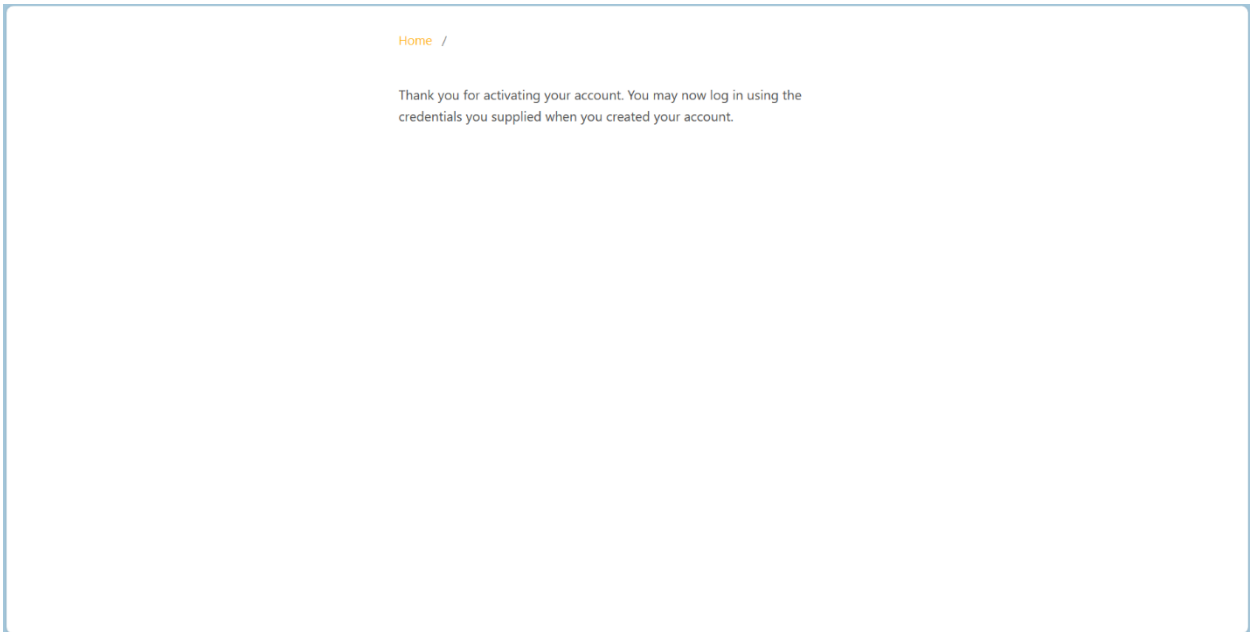
6. After registration, you will receive a notification that we have sent a link to activate your account to your email.



Check your mail box to confirm it.



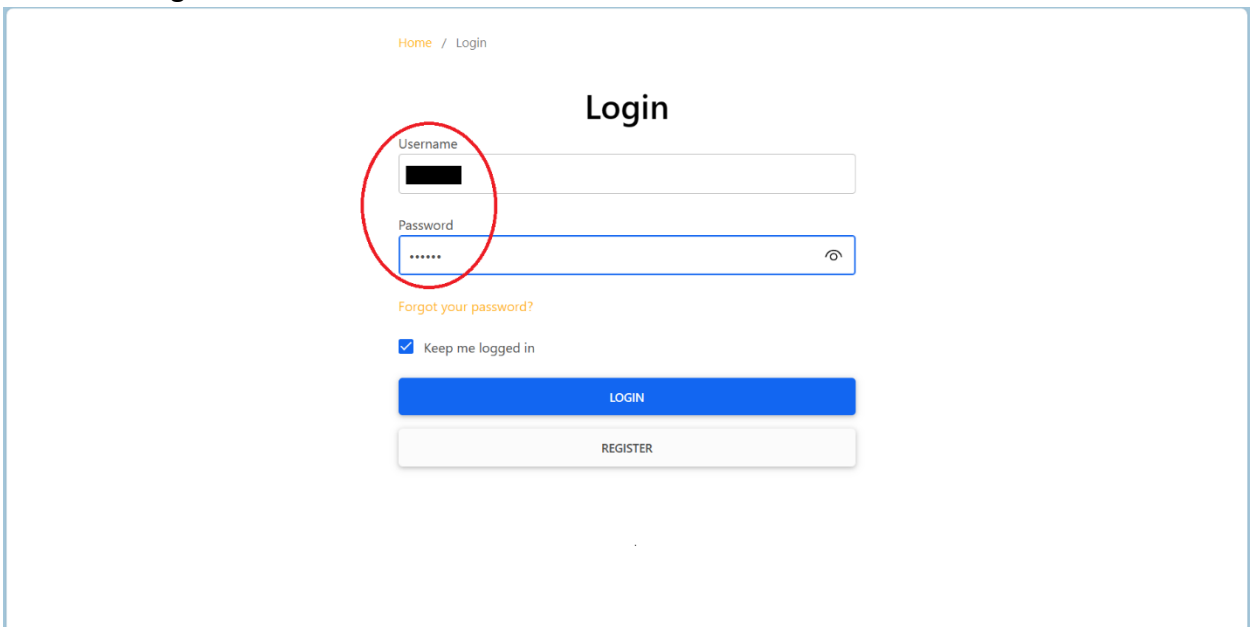
Click the link will lead you to the below notification.



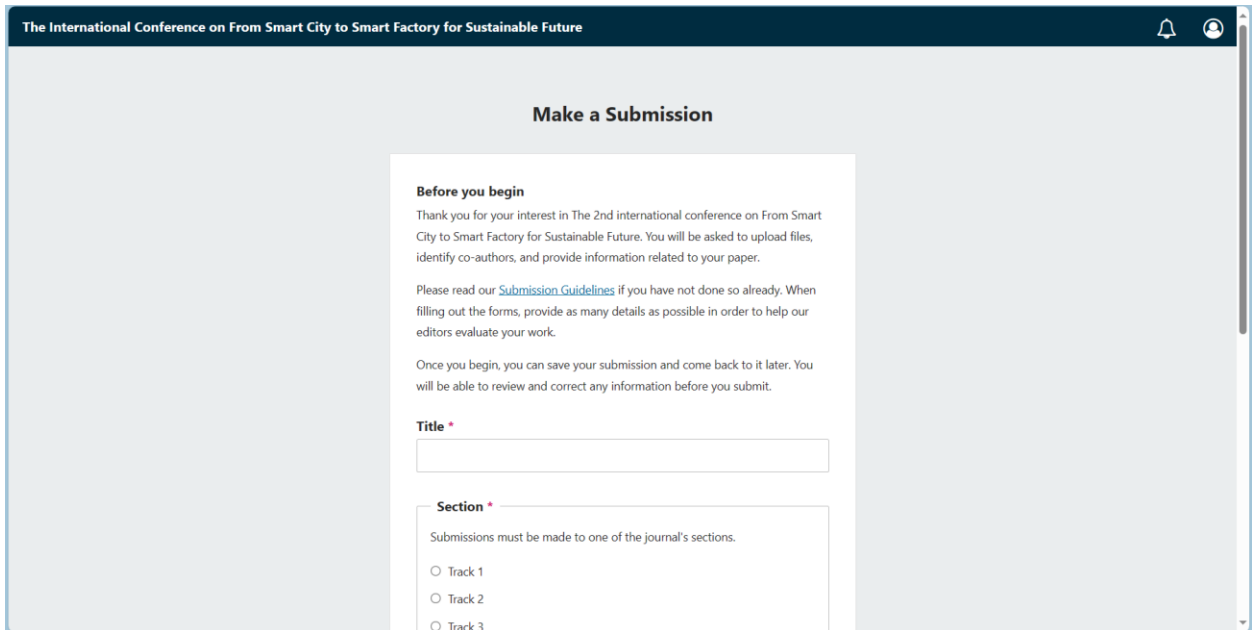
Congratulations! Your account has been created.

The email will take some time to arrive or it will be classified as Spam, please double-check on this. If you have not received the email after an hour, please contact us via email [scff.committee@vsb.cz](mailto:scff.committee@vsb.cz).

7. To submit your paper, you can click Home to get back to the submission system, and login with your account. Please be noted that you need username, not your email address to login.



8. After login, you can look for the “Send article” button to make your submission.



The screenshot shows the 'Make a Submission' page for 'The International Conference on From Smart City to Smart Factory for Sustainable Future'. The page has a dark blue header with the conference name and a notification bell icon. The main content area is light gray and contains a white box with the following text:

**Before you begin**  
Thank you for your interest in The 2nd international conference on From Smart City to Smart Factory for Sustainable Future. You will be asked to upload files, identify co-authors, and provide information related to your paper.

Please read our [Submission Guidelines](#) if you have not done so already. When filling out the forms, provide as many details as possible in order to help our editors evaluate your work.

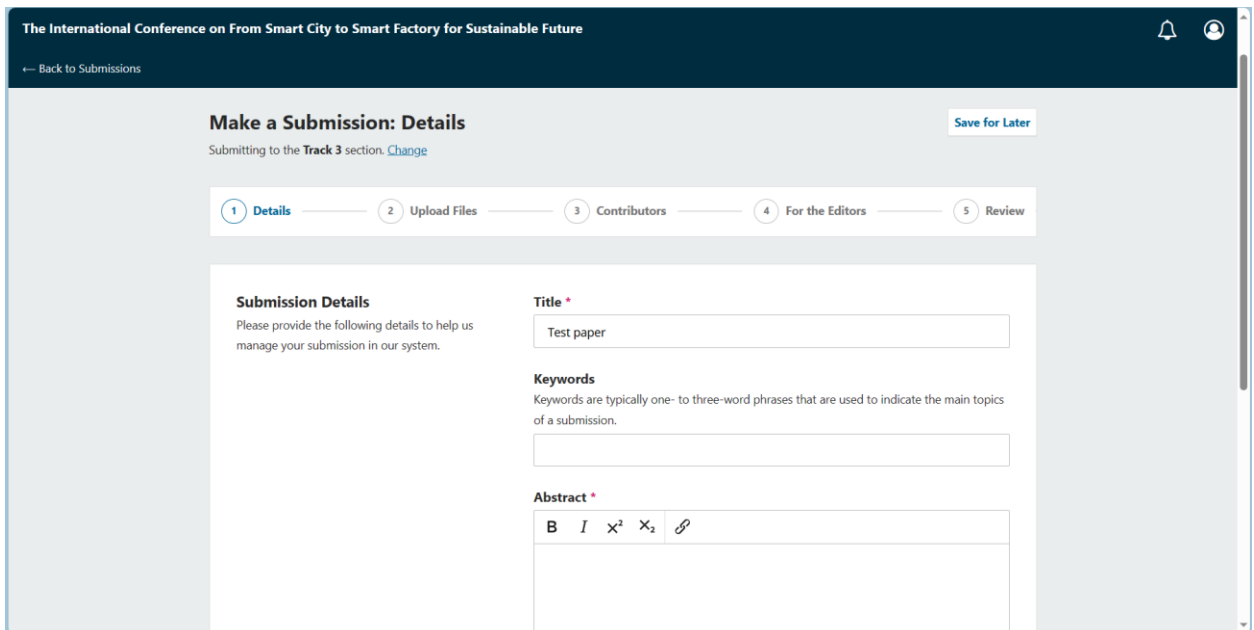
Once you begin, you can save your submission and come back to it later. You will be able to review and correct any information before you submit.

**Title \***

**Section \***  
Submissions must be made to one of the journal's sections.

- Track 1
- Track 2
- Track 3

Kindly provide us your paper and related information.



The screenshot shows the 'Make a Submission: Details' page. The header is dark blue with the conference name and a notification bell icon. Below the header is a dark blue bar with a 'Back to Submissions' link. The main content area is light gray and contains a white box with the following text:

**Make a Submission: Details** Save for Later

Submitting to the **Track 3** section. [Change](#)

1 Details — 2 Upload Files — 3 Contributors — 4 For the Editors — 5 Review

**Submission Details**  
Please provide the following details to help us manage your submission in our system.

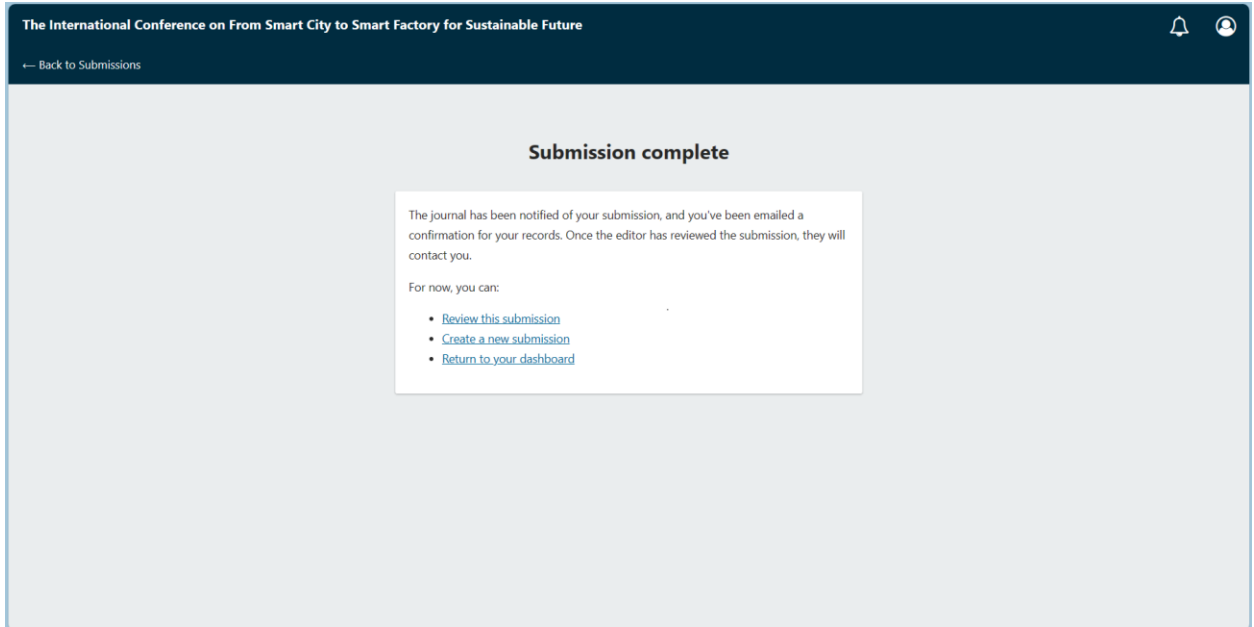
**Title \***  
Test paper

**Keywords**  
Keywords are typically one- to three-word phrases that are used to indicate the main topics of a submission.

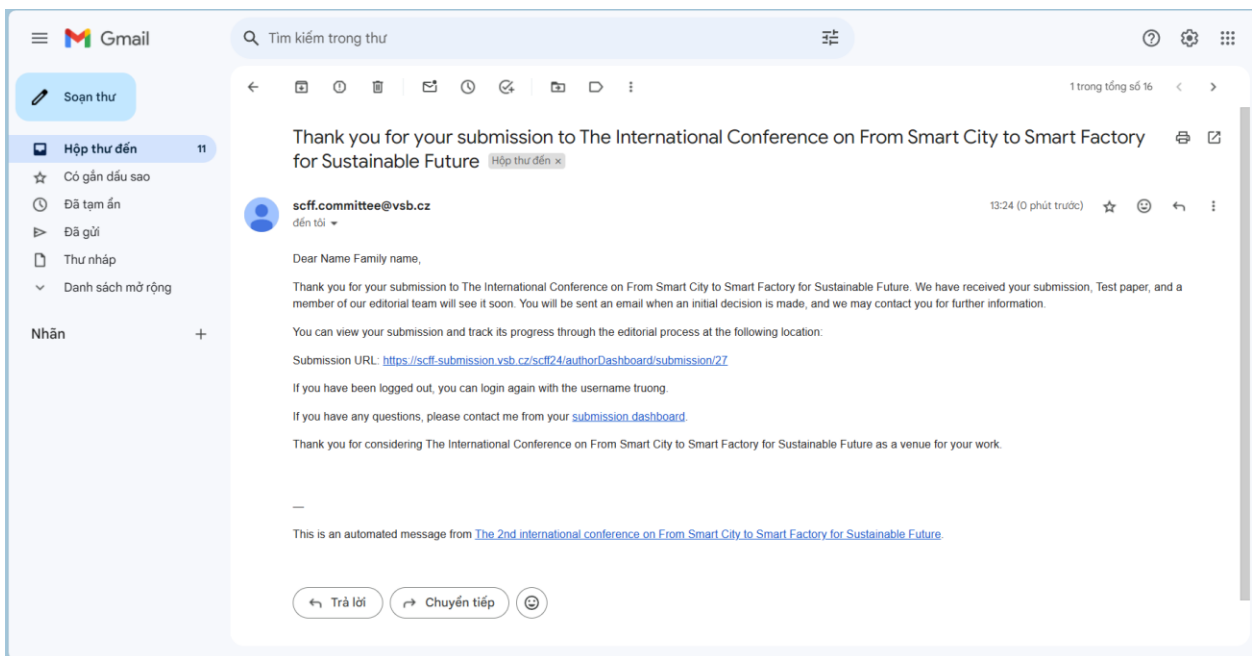
**Abstract \***  
B I x<sup>2</sup> x<sub>2</sub> ↻

The submission can be saved for later. Kindly be noted that step 2 (Upload Files) requires Article Text (\*) to be submitted. Ensure that the text file is not larger than 5 MB and meet the number of pages required (8-10 pages) using our provided template for Lecture Notes [Word Template | Springer — International Publisher](#).

9. After submitting your paper, you will receive a notification on your screen...



...and your email.



Congratulations! At this stage your paper is ready for further process You can track the status of your paper by revisiting our submission system.

Should you have any questions, please contact us via email [scff.committee@vsb.cz](mailto:scff.committee@vsb.cz)